

L.E.A.D.

LAW ENFORCEMENT ACTIVITIES DIVISION



MPs Reach Out to the NRA

By Lance Cpl. Raymond D. Lewis

Article reprinted with permission from usmc.mil

MARINE CORPS BASE CAMP PENDLETON, Calif. (Jan. 17, 2005) -- With some fancy footwork and phone calls, military policeman Gunnery Sgt. Robert G. Porter, company first sergeant for Military Police Company, Battalion Service Support Group 1, 1st Marine Logistics Group, was able to recruit two representatives from the National Rifle Association to teach his 19 Marines weapons techniques before their deployment to Iraq this spring.

For more than 100 years, the association has provided generations of Americans with programs focused on weapon safety, education and responsibility.

Now the organization has extended its services to include Marines at Camp Pendleton.

"The course trained my Marines to give instruction on the pistol and shotgun," Porter said. "Now those Marines can train other Marines (in weapons handling) and, if need be, Iraqis."

Porter said it would give his Marines the proficiency and confidence they need once deployed.

"I wanted to send some Marines to Quantico, Va., for the Small Arms Weapons Instructors Course, but it's difficult to send them," Porter said. "Then I looked into civilian agencies, and I found the NRA."

The NRA is an organization with a reputation for having weapon-savvy representatives, according to Porter.

The two representatives who taught the course were former Marine and FBI agent Dave Weber and former soldier Shawn Lewis.

"Lewis brings real-world Iraqi experience as an NRA instructor," Porter said. "He was ambushed by insurgents when he was in Iraq as a civilian and fought back. When he says a

weapons technique works, he's saying it because he went through it."

Many Marines said the training they received was different from the stationary, known-distance courses they encounter at the rifle range.

"On the range we did practical application on cover and concealment, night shooting, and strong and off-hand shooting," said Sgt. Rodney S. Bistham with MP Company.

Bistham added that what they did was a good change of pace from the humdrum of shooting at the range.

Although the Marines learned on the shotgun and pistol, the techniques they learned can be applied in other training opportunities.

"I love it. It's excellent training that can be applied to every weapon system," said Cpl. Justin R. Bowman, military policeman, MP Company, Battalion Service Support Group 1, 1st Marine Logistics Group.

"The training can be used on our M-16A2 service rifles and pistols," Bistham said.

More importantly, the training can be applied to a desert environment.

"We can use it for enemy prisoners of war, Iraqi guard and military operations in urban terrain," Bowman said.

Combat Skills Training instructor Sgt. Samuel Guardiola with 1st MLG said the training could help anyone before they deploy.

"I feel more confident in my job than I did before this course," Bowman said.

"It's a tremendous feeling to instruct Marines," Weber said. "I'd do this for free to make sure these Marines come back."

For information on the firearm instructor's course, see <http://www.nrahq.org/law> or call 703-267-1640.



Members of Military Police Company, 1st Marine Logistics Group at Camp Pendleton, fire their shotguns during a week-long exercise taught by the National Rifle Association. The Marines learned pistol and shotgun techniques to help them prepare for their spring deployment. Photo by Lance Cpl. Ryan B. Busse.

Optic Basics:

Reticles, Resolution, and Magnification



By Heide Shintani and Marc Lipp
Staff Instructors

An optical sight, or telescope, mounted on a rifle enhances a shooter's ability to detect and engage targets more effectively than with iron sights alone for two primary reasons. First, the target's image in the scope is on the same focal plane as the reticle. This allows the shooter to see both the sights and the target in clear focus. Secondly, the scope magnifies the target, enabling the shooter to aim at a smaller, precise spot on the target. Magnification brings the target visually closer and aids the shooter in observation, identification, and precision shooting.

An almost infinite variety of optical sight reticle styles are available, each designed to serve particular requirements. New styles are continually being designed and marketed to meet recently identified or perceived requirements. Most of today's high quality reticles are etched on a glass lens and are mounted in the erector tube.

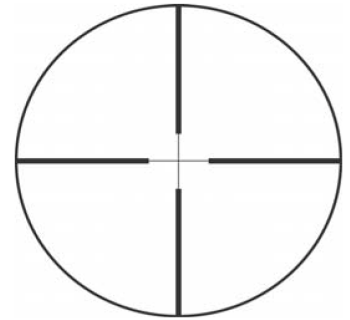
Approximately 90 percent of law enforcement optics are **Rear Focal Focus** models, in which the reticle is mounted at the rear of the erector tube. On variable magnification sights, the viewed reticle size *will not change* when the magnification is increased because the reticle is behind the lenses that change the magnification. When using the reticle for range estimation, most optics with Rear Focal Focus require that the magnification level be at the highest power for accurate readings.

In a **Front Focal Focus** model, the reticle unit is mounted in the erector tube at the front focal plane. The reticle is forward of the magnification lens so the reticle *will change in size* relative to changes made in magnification. In most cases, range estimation can be accomplished *at any power setting*. Whether the reticle unit is rearward or forward mounted, the reticle is fixed in place and does not move when the turret adjustment knobs are rotated.

RETICLE DESIGNS: While all designs cannot be presented here, the most common law enforcement reticles can be classified into three broad groups: crosshair, duplex, and mil-dot.

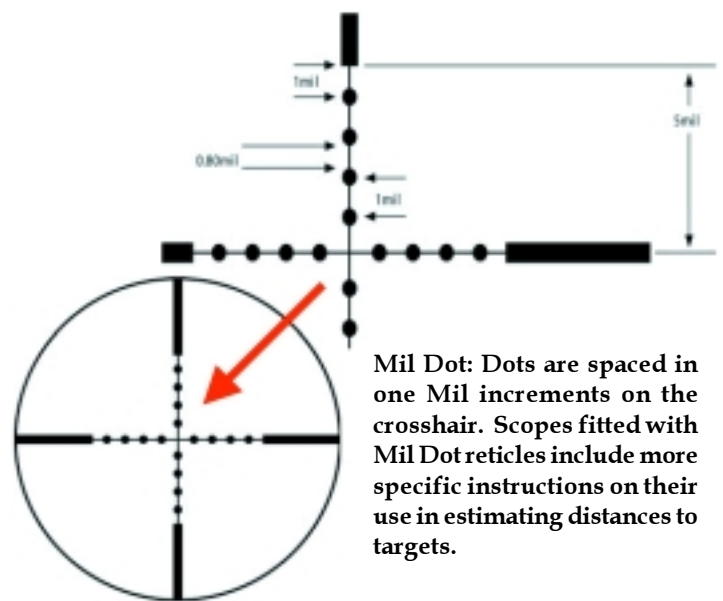
The Crosshair: The reticle can be a simple design consisting of vertical and horizontal black lines (crosshairs) that intersect each other at 90-degree angles in the center of the field of view. This intersection is the *reticle aiming reference point*. There are both thin and thick reticle elements. Thin elements avoid covering too much of the point of aim, but may be more difficult to use in bright sun or reduced light. Thick reticle elements are easier to see, especially during periods of low illumination and are more easily seen against certain types of background (bare twigs in brushy terrain). However, thicker reticle elements will cover more of the point of aim.

The Duplex: The Duplex combines both thin and thick elements. The reticle elements are thick near the edges of the field of view and thin as they near the center of the aiming reference point.



Mil-Dot Reticles: The Mil-Dot reticle is a Plex-type reticle having a number of small, black dots that are regularly spaced and superimposed over the thinnest portions of the vertical and horizontal reticle elements. Mil-Dot size and spacing is expressed in Milliradian measurements. Milliradian, generally referred to as a "Mil," is an angular unit of measure used by the military in artillery calculations and later adopted by the military for riflescope reticle designs.

Like Minutes of Angle, it measures the angles in a circle. A complete circle contains 6,400 Mills. One Mil is 1/6400 of 360 degrees. When one Mil is extended out from the center of a circle, the subtend (width and height) will measure 36 inches at 1000 yards (1 meter at 1000 meters). At 100 yards one Mil will subtend to 3.6 inches. Knowing the Mil sizes of various sections of a Mil-Dot reticle enables the shooter to measure the height or width of an object downrange in Mills and then calculate the range to the object ($\text{Height of Object in Yards} \times 1000 / \text{Mils Read} = \text{Distance in Yards}$). Shooters can also use Mil-Dots for establishing lead for moving targets.



Mil Dot: Dots are spaced in one Mil increments on the crosshair. Scopes fitted with Mil Dot reticles include more specific instructions on their use in estimating distances to targets.

continued on next page

continued from previous page

OPTICAL RESOLUTION: Optical resolution is the visible, or physical, resolution at which a device captures an image and accurately reproduces it. High resolution means the image will be crisp, has good contrast, and gives a finely detailed image, from edge to edge of the visual field. Without good resolution, the other optical elements are rendered useless. Generally, a larger objective lens will deliver more detail to the eye than a smaller objective lens, regardless of the magnification. Actual resolution is determined by the quality of the optical components, the type and quality of the optical coatings, atmospheric conditions, collimation and the visual acuity of the user. High magnification is not a substitute for good resolution.

MAGNIFICATION: The early trend in military and law enforcement optics was towards scopes of fixed magnification, usually 10 power. Today, most optics in the law enforcement community use *variable* magnification. This allows the shooter to select the magnification level best suited to the target distance, lighting conditions, and threat situation. Shoot-

ers must understand however, that unless the optic is a Front Focus model the actual image size of the aiming reticle will not increase in size as magnification increases.

The mechanical tolerances in variable power optical sights vary from manufacturer to manufacturer. The tighter these tolerances are, the more likely the rifle's point of impact will remain the same at each power setting. Leupold, for example, maintains tolerances to 1/2000th of an inch. When the point of impact varies from one power setting to another, this is referred to as "track out." Variable power optic sights used for law enforcement should be zeroed and tested for track out problems to ensure that point of impact will remain the same at all power settings. One method to do this is to first verify zero by firing a 3-round group. Then use the same target and fire one round at each of the various power settings. If all of the rounds are not in the same group the optic has a track out problem and it should be taken out of service and sent back for repair.

More detailed information on Optics can be found in the NRA Law Enforcement Precision Rifle Instructor Manual, available in either hard copy or on CD. Please visit www.nrahq.org/law and click on "Training" for more information on this and other materials available for purchase.

2006 POLICE PISTOL COMBAT RULE CHANGES

The following changes have been approved by the NRA Board of Directors and are now in effect:

1. **Rule 3.7 - Stock Semi-Automatic Pistol.** That the following words be added to the rule: "Trigger pull not less than 3.5 pounds single action or for those of double action capability only." This wording will be added as the second sentence in the rule.
2. **Rule 3.8 - Off-Duty Pistol.** That the following words be added to the rule: "All standard safety features of the pistol must operate properly." This wording to be inserted at the end of the first paragraph.
3. **Rule 11.4 - Chief Range Officer.** That the rule be changed to read: "Rule 11.4 - Range Director- When appointed, the Range Director and Deputy Range Director are responsible to the Match Director, and have supervisory responsibility for the Chief Range Officers and for the efficient and safe operation of the ranges. Appointment of a Range Director and Deputy Range Director is authorized when multiple ranges are in operation.
4. **Rule 11.4.1 - Chief Range Officer.** Will have full charge of the range and will conduct the matches on the schedule approved by the Match Director. He is responsible for range safety, and for enforcing all Rules (except National Championships).
5. **Rule 2.4(f)(3)(Military Police).** Changed by deleting the word "officer" and inserting the word "personnel."

NRA National Police Shooting Championships Moving To New Mexico



We are pleased to announce that the annual NRA National Police Shooting Championships (NPSC) have been relocated to Albuquerque, New Mexico and will be conducted at Shooting Range State Park, October 1-5, 2006. (October 1 is Practice Day and the beginning of the Shotgun Championships. Opening Ceremonies and actual competition runs from October 2-5.)

More information about the championships will be posted on our website as it becomes available. Please *do not* contact Shooting Range State Park since many aspects of NPSC are not finalized. Direct any questions to the Law Enforcement Activities Division at (703) 267-1632.

A PPC Regional will be conducted just prior to NPSC at Shooting Range State Park. The dates are:

Practice: September 28
Match Dates: September 29-30

Direct any questions concerning the PPC Regional to (703) 267-1632.

Duty Belt Equipment Placement

By Marc Lipp and Heide Shintani
Staff Instructors

During the course of teaching instructor development schools, we have observed various equipment placement issues that may have a serious impact on officer safety. Most of them deal with the ability of the officer to quickly access his or her handgun. As a firearm instructor, it is your responsibility to advise agency administrators and teach officers about the importance of equipment placement on the duty belt.

The most important aspect of equipment placement is fast access to the firearm. The officer must have a draw unrestricted by other support equipment. Nothing must interfere with the release of retention devices and a smooth draw. A case in 2005 involved an officer whose baton and holder had moved forward on her duty belt, wedging between the belt and rear snap of her triple retention holster. As a result, she was killed by her attacker as she struggled to draw her firearm.



Holster and ammunition carrier selection and placement on the duty belt must allow a one-handed draw with the support hand in case the officer's primary hand is injured.



This baton clearly interferes with a proper draw. If equipment is placed on the holster side of the body, it should be at least 4" from the holster.



Another alternative is for officers to reach behind their backs to draw. The officer can give his gun belt a strong tug to pull the holster towards his support side (either to draw in the front or from the rear).



Placing equipment too close to the front of the holster can also cause life-threatening difficulties. This officer's front sight consistently caught on his OC carrier.

Officers have various body types, and instructors are responsible for helping them learn individual techniques to allow them to draw and access all equipment. Their lives, and the lives of the people they are sworn to protect, depend on it.

Firearm instructors must take an active role working with their officers so they understand these important issues. Agency administrators must do their part by establishing procedures for proper duty gear placement to ensure the safety of their officers. For more information on duty equipment, see the NRA Law Enforcement Handgun Instructor Manual, which can be ordered online at http://www.nrahq.org/law/training/training_merchandise.asp.



2006-2007 Law Enforcement Firearm Instructor Development Schools

www.nrahq.org/law/training
lead@nrahq.org • (703) 267-1640



Range Fee, if any, is payable to some hosting agencies; amount varies.
NRA Tuition = \$495

HANDGUN & SHOTGUN INSTRUCTOR

March 27-31	Lexington, KY
April 3-7	CaZon City, CO
April 24-28	Pearl, MS ³
April 24-28	Topeka, KS
May 15-19	Jackson, NJ - FULL
May 15-19	Reno, NV
June 5-9	CaZon City, CO
June 5-9	Tuscaloosa, AL
June 12-16	Trinidad, CO
July 17-21	Pittsburgh, PA
July 17-21	Vancouver, WA
July 31-Aug 4	Trinidad, CO
Aug 14-18	Gillette, WY
Oct 9-13	Las Vegas, NV ²
Oct 16-20	Defiance, MO
Nov 13-17	Pearl, MS 3

HANDGUN INSTRUCTOR

March 20-24	Rochester, MN
March 27-31	Fairbanks, AK
April 3-7	West Richland, WA
May 1-5	Hudson, MA (near Boston)
May 22-26	Panama City, FL
July 24-28	Castle Rock, CO ¹ (public LE only)
Aug 21-25	Castle Rock, CO ¹ (public LE only)

TACTICAL SHOTGUN INSTRUCTOR

May 22-26	Brandywine, MD
Aug 14-18	York, PA
Aug 28-Sept 1	Castle Rock, CO ¹ (public LE only)
Oct 2-6	Castle Rock, CO ¹ (public LE only)

TACTICAL SHOOTING INSTRUCTOR

March 13-17	Phoenix, AZ
April 24-28	York, PA
April 24-28	Memphis, TN
May 15-19	Columbiana, AL
July 10-14	Brandywine, MD
Aug 14-18	Meridian, MS
Aug 14-18	Prescott Valley, AZ
Aug 14-18	Vancouver, WA
Oct 23-27	Las Vegas, NV ²

PATROL RIFLE INSTRUCTOR

April 3-7	Fairbanks, AK
April 3-7	Leechburg, PA (southwest)
April 10-14	South Williamsport, PA (central)
April 10-14	West Richland, WA
May 8-12	Muscle Shoals, AL
May 22-26	CaZon City, CO
May 22-26	Jackson, NJ
June 12-16	Grants Pass, OR (public LE only)
July 10-14	Lincoln, NE
July 17-21	Douglas, WY
July 31-Aug 4	Castle Rock, CO ¹ (public LE only)
July 31-Aug 4	Kennedy Space Center, FL
Aug 28-Sept 1	Memphis, TN
Sept 11-15	Evansville, IN
Sept 18-22	Defiance, MO
Sept 25-29	Castle Rock, CO ¹ (public LE only)
Sept 25-29	Brandywine, MD
Sept 25-29	Blountville, TN
Oct 2-6	Columbiana, AL
Oct 16-20	Pearl, MS ³
Oct 23-27	Pittsburgh, PA
Nov 6-10	Las Vegas, NV ²
Nov 27-Dec 1	Panama City, FL

PRECISION RIFLE INSTRUCTOR

March 26-30	Columbiana, AL
May 8-12	Pearl, MS ³
May 29-Jun 2	Amherst, VA (near Lynchburg)
June 26-30	CaZon City, CO
Aug 21-25	Modesto, CA
Nov 27-Dec 1	Las Vegas, NV ²
March 26-30 '07	Columbiana, AL

SELECT-FIRE INSTRUCTOR

April 3-7	Ontario, CA
May 15-19	Lincoln, NE
July 24-28	Rock Hill, SC
Oct 30-Nov 3	Columbiana, AL
Nov 6-10	Meridian, MS
Dec 4-8	Panama City, FL

To apply to footnoted Instructor Schools, call:
1 Castle Rock, CO - Audra (303) 660-7593
2 Las Vegas, NV - Vern Zuleger (702) 229-4291
3 Pearl, MS - Beverly (601) 933-2107

Apply early, before school FILLS!!

2006 NRA-Hosted Tuition-Free Law Enforcement ARMORER Schools

NRA Headquarters • Fairfax, Virginia

The National Rifle Association's Law Enforcement Activities Division, in conjunction with many leading law enforcement firearm manufacturers, will host the following TUITION-FREE Armorer schools at NRA Headquarters in Fairfax, Virginia. The schools are being donated by these companies as a way of "giving back" to our law enforcement officers as some of the schools would otherwise cost upwards of \$1,000.

SCHOOL DATES	MFR.	TUITION-FREE ARMORER SCHOOLS	ENTRY DEADLINE
July 13	Glock	Pistol Armorer	June 1
July 24-26	Beretta	90 Series & 8000 Series Pistol, CX Storm Rifle Arm	June 9
July 24-26	FNH	Five-SeveN Pistol Armorer	May 12
Aug 21-23	Remington	870 & 1187 Shotgun, 700P & 7615 Rifle Armorer	July 14
Sept 6-7	Benelli	Super-90 Shotgun Armorer	July 21
Sept 25-29	H&K	MP-5, Burst Trigger Groups, USP Pistol Armorer	Aug 11
Oct 3-5	Ruger	"P" Series Pistol, Mini-14/30 Rifle Armorer	Aug 18
Oct 16-20	Colt	1911 Pistol, AR-15, M-16 Armorer	Sept 1
Nov 2	Glock	Pistol Armorer	Sept 15
Nov 14-15	Sigarms	"P" Series Pistol Armorer	Sept 29

Participants in the above tuition-free schools are selected by **RANDOM DRAWING**. To enter, applications will **ONLY** be accepted **ONLINE** through our website at <http://www.nrahq.org/law/training/armorerschools.asp>.

Only ONE online entry per person, per school, will be accepted. Application does NOT guarantee a slot. Certain requirements may need to be met in order to attend these schools. You will be required to supply the following information: your name, address, phone, fax, and email address for both you and your department. Your employment and/or eligibility may need to be verified. (Any and all information, both personal and professional, is kept completely confidential and will never be shared with any outside sources.)

Approximately two months prior to school, WINNING participants will be notified by phone, fax, email and/or U.S. mail. Since we receive a tremendous number of applications, we do NOT notify non-winners. Although tuition is complimentary, participants will be responsible for all other expenses. NRA membership is NOT required to attend a *tuition-free* school.

If you are selected and circumstances occur preventing your attendance, notify us immediately so we can make that slot available to someone else. Any questions, contact Tim Cole at (703) 267-1626 or tcole@nrahq.org.

2005 GOVERNOR'S 20

STATE	SPONSOR (League or Association)	WINNER
Delaware	Delaware Law Enforcement Marksmanship Association	John Manship
Georgia	Georgia Police Marksmanship League	Sam Conway
Idaho	Idaho Police Revolver League	Robert Gomez
Iowa	Iowa Police Combat League	James Loveland
Nebraska	Lincoln Police Department	Jesse Hilger
Maryland	Maryland Police Combat League	Dennis J. Beemer
New Jersey	New Jersey Police Combat Association	Robert de Myer
New York	New York Police Combat Association	Richard Velez
Ohio	Ohio Police Combat League	Ernie Thibault
Rhode Island	**Rhode Island Police Pistol Combat League	Delores Bastone
South Carolina	South Carolina Police Combat League	Marion Baker
Virginia	Virginia Police Revolver League	Doug Knight
Washington	Seattle Police Athletic Association	Steve Voigt

** Indicates Gov. 10

The NRA Governor's 20 Program was designed to recognize the top 20 law enforcement officers from each state for excellence in Police Combat competition. Each state's program is administered by the respective league or association. Typically, the top three scores for each officer are averaged and the top 20 officers ranked and recognized at a banquet at the end of the season. Visit <http://www.nrahq.org/law/competitions/gov20.asp> for more information.

2005 NRA Police Pistol Combat State Team Postal Match Results

WINNING TEAM

TEXAS STATE RIFLE ASSOCIATION

Score: 8930-581X

The individual firing members are:

Clay B. Tippit 1496-106X
United States Border Patrol

Dorcia M. Meador 1490-94X
Ft. Worth Police Department

David Venables 1489-94X
Houston Police Department

Rene R. Dominguez 1488-104X
Dallas Police Department

John C. Poole II 1485-106X
United States Border Patrol

Dan H. Walker 1482-77X
American Eagle Protective Services

SECOND PLACE

MISSISSIPPI POLICE MARKSMAN ASSOCIATION

Team Members

Philip Hemphill 1496-124X

Pat Cronin 1484-96X

Mike Piazza 1484-87X

Keith Ferguson 1484-82X

John Hillhouse 1483-94X

Dan Rawlinson 1482-91X

Total Score 8913-574X

THIRD PLACE

CALIFORNIA POLICE MARKSMAN ASSOCIATION

Team Members

Jerry Eason 1494-102X

John Pride 1491-106X

Brian Hauptmann 1485-101X

Tim Jackman 1482-84X

Bob Yoshida 1478-81X

John Koon 1478-72X

Total Score 8908-546X

FOURTH PLACE

SOUTH CAROLINA POLICE COMBAT LEAGUE

Total Score 8894-563X

FIFTH PLACE

GEORGIA POLICE MARKSMANSHIP LEAGUE

Total Score 8888-533X

SIXTH PLACE

VIRGINIA POLICE REVOLVER ASSOCIATION

Total Score 8872-511X

SEVENTH PLACE

OKLAHOMA LAW ENFORCEMENT SHOOTERS ASSOCIATION

Total Score 8866-504X

EIGHTH PLACE

TAYLOR PISTOL CLUB (Michigan)

Total Score 8857-512X

NINTH PLACE

IOWA POLICE COMBAT LEAGUE

Total Score 8808-451X

TENTH PLACE

WASHINGTON STATE POLICE PISTOL ASSOCIATION

Total Score 8808-449X

ELEVENTH PLACE

MARYLAND POLICE COMBAT ASSOCIATION

Total Score 8775-418X

TWELFTH PLACE

ALABAMA POLICE PISTOL ASSOCIATION

Total Score 8664-339X

THIRTEENTH PLACE

EL DORADO POLICE PISTOL TEAM (Arkansas)

Total Score 8504-308X

FOURTEENTH PLACE

ROCKY MOUNTAIN GREAT PLAINS PPC SHOOTERS (New Mexico)

Total Score 6810-262X

FIFTEENTH PLACE

ROCKY MOUNTAIN GREAT PLAINS PPC SHOOTERS (Colorado)

Total Score 4397-232X

SIXTEENTH PLACE

RHODE ISLAND POLICE PISTOL COMBAT LEAGUE

Total Score 6468-165X

This report contains scores received at NRA Headquarters by December 31, 2005. All team members must be residents of the state represented.



NRA

NOW AVAILABLE

the latest NRA Law Enforcement firearm manuals and training aids in **color** and on CD-Rom

MANUALS

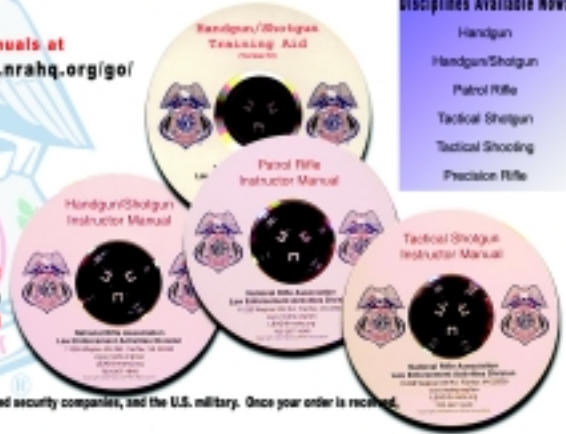


Order printed manuals at
<http://materials.nrahq.org/go/>
for **\$49.95**

Order PowerPoint training aids and manuals on CD-Rom at
<http://www.nrahq.org/law/training/training.asp>
for **\$25.00**

Disciplines Available Now:

- Handgun
- Handgun/Shotgun
- Patrol Rifle
- Tactical Shotgun
- Tactical Shooting
- Precision Rifle



CD-ROM

Sales of these items are restricted to NRA Certified Instructors, sworn Law Enforcement officers, bona fide Law Enforcement agencies, armed security companies, and the U.S. military. Once your order is received, you may be contacted by a member of the Law Enforcement Activities Division to verify eligibility.

Law Enforcement website:
<http://www.nrahq.org/law>

NRA programs
or membership, please call
(800) NRA-3888

For information on
Institute for Legislative Action
Executive Director
Chris Cox

Executive Director
General Operations
Kayne Robinson

Treasurer
Wilson H. Phillips, Jr.

Secretary
Edward J. Land, Jr.

Executive Vice President
Wayne R. LaPierre

Second Vice President
Ronald L. Schmetz

First Vice President
John C. Stigler

President
Sandra S. Froman

NRA Officers

National Rifle Association
11250 Waples Mill Road
Fairfax, VA 22030



NONPROFIT ORG
U.S. POSTAGE
PAID
DULLES, VA
PERMIT 156